



US Import & Distribution



Electric Man Up - Multi-directional Forklift
High tech solutions, quality and innovation.



PK Series 4400 - 7700 lbs



Battioni Pagani Group combines two independent privately held companies. Battioni Pagani Pompe world wide leader in design and manufacturing of revolving blade industrial pumps established in 1950, and BP Handling Technologies pioneering the side loader market since 1959.

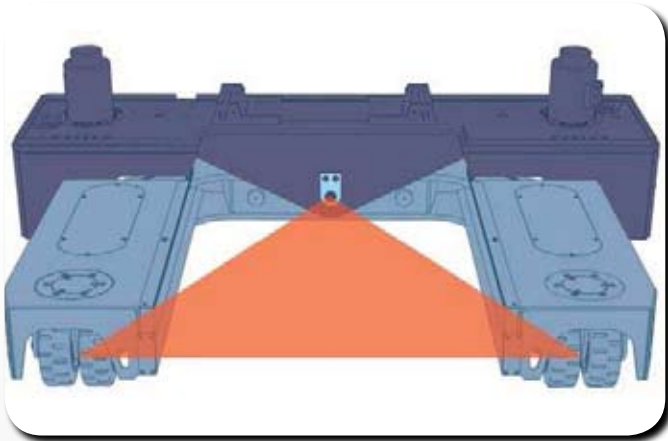
The modern 160,000 square foot manufacturing facility is home to the metal shop, vehicle assembly, final testing and quality control.

BP manufactures a complete range of side loading vehicles, from 2T to 50T. Vehicles are powered by a wide range of power plants - Diesel / LPG / Electric and currently developing a hybrid model.

BP has always been an innovative leader, by adopting and developing custom solutions with high tech integration. The PK series offers a robust platform for the control of long loads in narrow spaces with man-up order selecting capabilities. The vehicles feature AC electronic motors and controls and integrated CAN BUS technology for smooth vehicle operation.



Technology and Development



Specially designed two part chassis balances the rear traction portion with the front load wheels.

The masts are made from manganese extruded steel and specially suited for sideloader operation.



The PK supports a wide variety of hydraulic accessories and wheel options.

Four independent steer wheel units, control each wheel via direct transmission (without chains) the movement coordinated by on-board computer.



Innovation and Quality

Our technical department specializes in the mechanical, hydraulic and electronic design of custom machines. Torsion welded frame construction designed to handle the dynamic stresses found specifically in Sideloading Vehicles.

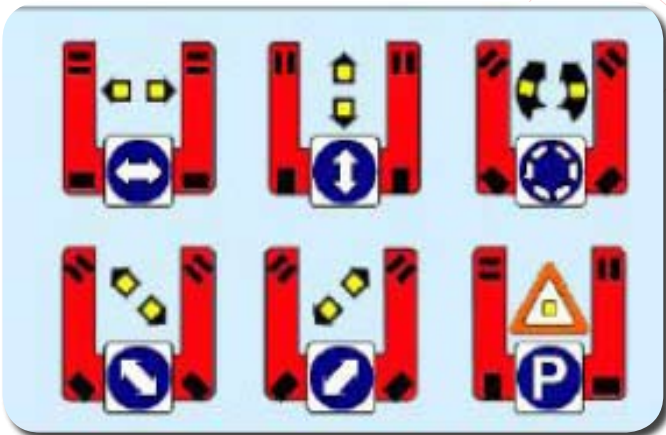
The PK's custom design finds the right compromise between operator comfort and a necessary small cabin to fit in very narrow aisles. The cab layout offers the operator easy reach for order selecting. The light highly precise steering enables convenient smooth and positive control of the vehicle.



Cab	Designed to suit application
	CAN BUS wiring technology
	Finger tip steering with electronic control
	48V Battery System
	Cab mounted work lights and many options
	~ AC electronic system
	Reinforced Mast Channels
	Automotive style pedals
	Four orbital motors with direct feedback steering
	Rear wheel(s) driven*

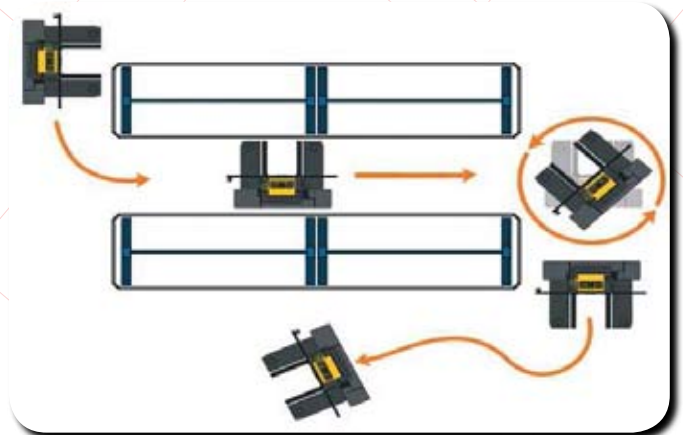
Robust Construction

Two hand safety controls and a lexan window guard prevents the operator from injury when raising or lower the front auxiliary mast.

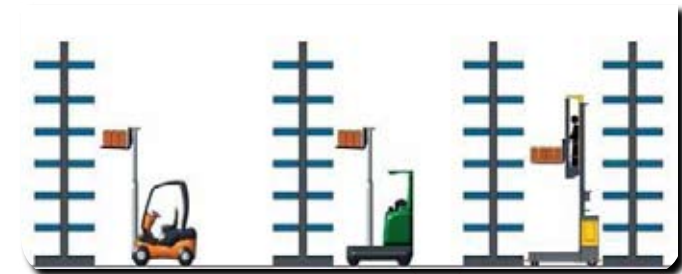


Twelve separate steering profiles - CPU control

The PK series is designed to minimize maintenance requirements. Efficient on-board diagnostics notifies the operator of anomalies.



Orbital steer motors with direct feedback steering




Space - counter-balanced - reach - and sideloader



Ergonomic intuitive controls

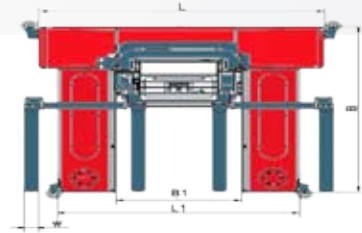
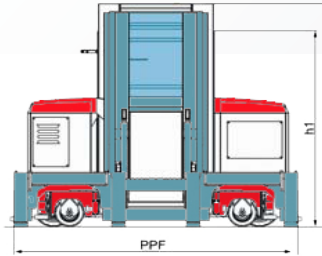
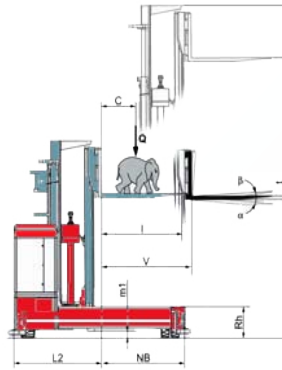


Provides order picking in very narrow aisles



At home in narrow aisles as a unit load handler

Specifications



		Model			PK 20-25			PK 30-35			
Specifications		Platform Type (Additional sizes available)			800	1000	1200	800	1000	1200	
	1	Nominal Capacity	Q	lbs	4 400 - 5500			6600 - 7700			
	2	Load Center to fork face	C	in	16"	20"	24"	16"	20"	24"	
	3	Power Supply			48 V Electric			48 V Electric			
	4	Driver			Standing Man-up in Cab			Standing Man-up in Cab			
	5	Tires (front / rear)			Cushion / Non Marking Cushion / Poly			Cushion / Non Marking Cushion / Poly			
Dimensions	6	Number of Wheels (front / rear *) (driven*)			4 / 2* (2*)			4 / 2* (2*)			
	7	Standard Lift	h ₃	in	196.8"			196.8"			
	8	Standard Free Lift		in	74.8"			74.8"			
	9	Fork Thickness	t	in	1.6"			2.0"			
	10	Fork Width	w	in	5.1"			5.9"			
	11	Fork Length	l	in	31.5"	39.4"	47.2"	31.5"	39.4"	47.2"	
	12	Fork Tilt (front / rear)	a/B	deg	- 3 ° / + 4.5°			- 3 ° / + 4.5°			
	13	Overall Width without Guide Rollers	B	in	72.8"	80.7"	88.6"	82.7"	90.6"	98.4"	
	14	Overall Length with std fork carriage 47.2"	L	in	107"			116"			
	15	External Load Platform Width	L ₁	in	90.9"			98.4"			
	16	Fork Carriage Standard / Optional	PPF	in	39.3 / 125.9"			39.3 / 129.9"			
	17	Collapsed Mast Height	h ₁	in	114.9"			114.9"			
	18	Cabin Height	Sh	in	107.8"			108.3"			
	19	Extended Mast Height	h ₄	in	230.7"			230.7"			
	20	Cabin Reach Height	h ₅	in	189"			189"			
	21	Forks Extended Reach stroke 6.3 + NB	V	in	37.8"	45.7"	53.5"	37.8"	45.7"	53.5"	
	22	Internal Load platform opening	B ₁	in	51.2"			51.2"			
	23	Chassis Width to Fork Heel	L ₂	in	41.3"			51.2"			
	24	Load Platform Height	Rh	in	15.5"			16.9"			
	25	Min. Ground Clearance	m ₁	in	3.9"			3.9"			
	26	Platform Depth (Additional depths avail)	NB	in	31.5"	39.4"	47.2"	31.5"	39.4"	47.2"	
	27	Width of Aisle Ast3 = with guide rails	Ast3	in	78.7"	86.6"	94.5"	88.6"	96.4"	104.3"	
	28	Recommended Aisle = without guide rails	Ast3	in	104.3"	112.2"	120.1"	114.2"	122.0"	129.9"	
	Performance	29	Travel Speed (laden / unladen)		mph	4.4 / 5.0			5.0 / 5.6		
		30	Lifting Speed (laden / unladen)		fpm	39 / 59			39 / 59		
		31	Lowering Speed (laden / unladen)		fpm	59 / 49			59 / 49		
		32	Traverse Mast Speed (out / in)		fpm	39 / 39			39 / 39		
		33	Gradeability (laden / unladen)		%	5 / 6			8 / 12		
Weights	34	Weight without Load		lbs	13 227	13 778	14 329	15 432	16 534	17 637	
	35	Average Floor load at rest		lb / in ²	227			341			
	36	Battery Capacity		V/Ah	48 / 620			48 / 930			
	37	Std Battery Weight		lbs	2380			3505			
Tires	38	Number of Wheels (front / rear)			4 / 2			4 / 2			
	39	Tire size front (n. 4) load side standard			cushion 12.0 Ø x 4.5			cushion 13.0 Ø x 5.0			
	40	Tire size rear (n. 2) battery side standard			cushion 16.2 Ø x 7.0			cushion 18.0 Ø x 8.0			
Miscellaneous	41	Control Type			AC Inverter			AC Inverter			
	42	Speeds Forward / Reverse			Stepless			Stepless			
	43	Service Brake (foot)			Energy Recovery			Energy Recovery			
	44	Parking Brake			Electro-Magnetic			Electro-Magnetic			
	45	Transmission			Gears in Oil Bath			Gears in Oil Bath			
	46	Electric Traction Motors (no. x kW)		kW	2 x 2.5			2 x 5.0			
	47	Electric Pump Motor		kW	12.0			15.0			
	48	Steering Pump		kW	Independent computer control to all 4 wheels			Independent computer control to all 4 wheels			
	49	Hydraulic work pressure max		psi	3045			3045			
	50	Stability in compliance with			CE European Standards			CE European Standards			

Features



PK Sideloaders are designed and manufactured to handle pelletized and long loads in narrow aisles. A key feature is the unique operator cabin location. The ability for the operator to be raised in conjunction with the forks improves the visibility and safety when handling loads at elevation, as well as allowing the placement and selection of individual products. An independently operated cabin mast allows for accurate positioning of the forks at a convenient eye level. A lexan safety glass automatically shields the operator when the forks are raised and lowered in front of the view window.

Pendular Chassis two individual and balanced frames maintain the vehicles stability on uneven floors or slightly irregular floor surfaces. Cushion tires and fully enclosed CAN-BUS electronics feature maintenance free IP 55 protected wheel encoders, allowing the PK to be used inside and out even in wet or dusty conditions

Lift Masts the truck is equipped with two independent masts. The mast sections are oversized and built with added side stability and torsion support. The standard vehicle is equipped with a mast located behind the operator, which lifts the cabin as well as a mast located in front of the operator. This mast is used for precise positioning of the forks and allows for convenient load placement for order selecting. All hydraulic functions operate smoothly and rapidly, actuated through a multi-function proportional CAN-BUS joystick control. The operator can control multiple functions at once - reducing operational times. Individual function speeds are programmable via the LCD display..

Twin Load Wheels large size cushion or poly tire options provide high ground clearance and are suitable for working indoors and out. The wheel size and number of tires reduce the average wheel pressure on the ground to 227 & 341 psi (model dependent at rest). High safety coefficients provide maximum residual capacities at elevation even with extended load centers.

Multi-directional Drive the onboard cpu processor automatically controls each wheel independently. Steering each wheel based on one of the operator selectable 12 steer programs. The vehicle can turn around a post and maintain the orientation of the forks to a selected direction. Steer around corners in a diagonal or simple select a pair of wheels to steer. Agility and maneuverability allow the PK to negotiate tight spots with long cumbersome loads.

Control Unit and management via open CAN-BUS architecture eliminating wiring and reducing maintenance, redundant trouble shooting and error detection maximize vehicle performance. ~AC electronic motor controls and brushless high torque ~AC motors optimize performance while also reducing maintenance requirements. The energy recovery braking system improves the battery cycle and life expectancy while providing wear free braking

Options include extended load beds, wide fork carriage with hydraulic adjustable forks, individual fork leveling, hydraulic load clamp, fork positioning, hydraulic extendable forks, guide rollers, automatic laser shelf selector, camera & monitor, integrated load weight cell ... and much more.

Innovation and Design

Customize your lift with many available options or let our sales engineers assist you with the design of a custom built vehicle

Performance & Reliability PK Series

Local Sales & Service provider



Lateral Handling Specialists.

US Import Distributor
Professional Materials Handling Co., Inc.
Orlando, FL - 32807 USA
Tel. 407.677.0040 - Fax 407.678.0273
www.pmh-co.com - email: info@pmh-co.com